

# NWMLS Market Snapshot

AUGUST 2022



# NWMLS AUGUST 2022 CLOSED SALES



The median closed price  
for residential homes &  
condos increased

**3.6%** ↑

from August 2021

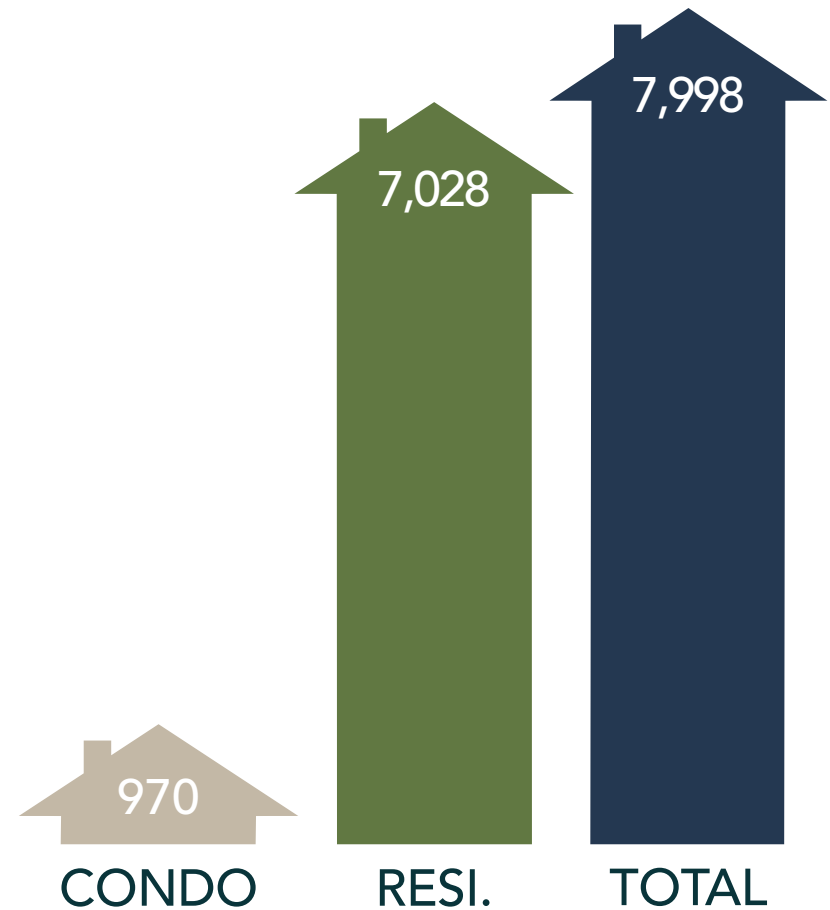
# NWMLS AUGUST 2022 CLOSED SALES



NWMLS brokers sold

**7,998**

residential homes  
& condos in total  
in August 2022



# NWMLS AUGUST 2022 CLOSED SALES



The total dollar value of closed sales for residential homes in August 2022 was **\$5.40 Billion** and was **\$535 Million** for condominiums

An illustration of four houses: a two-story house with a green roof, a white house with a blue circle on its roof, and two red brick houses. A white price tag with a yellow ribbon is overlaid on the bottom left of the houses.

**\$5.94 Billion**  
in Closed Sales  
(Residential & Condo)


# NWMLS AUGUST 2022 NEW CONSTRUCTION



NWMLS brokers sold

**726**

new construction  
residential homes & condos  
in August 2022



**\$738,950**


Median Sales Price  
in August 2022

Increase of

**6.3%** ↑

compared to sales prices  
in August 2021

# NWMLS AUGUST 2022 AVAILABLE INVENTORY



## Months of Inventory

A balanced market is considered to be 4 to 6 months by most industry experts



At the current rate of sales, it would take

**1.84 months**

to sell every home that is active in the NWMLS inventory

# NWMLS AUGUST 2022 AVAILABLE INVENTORY



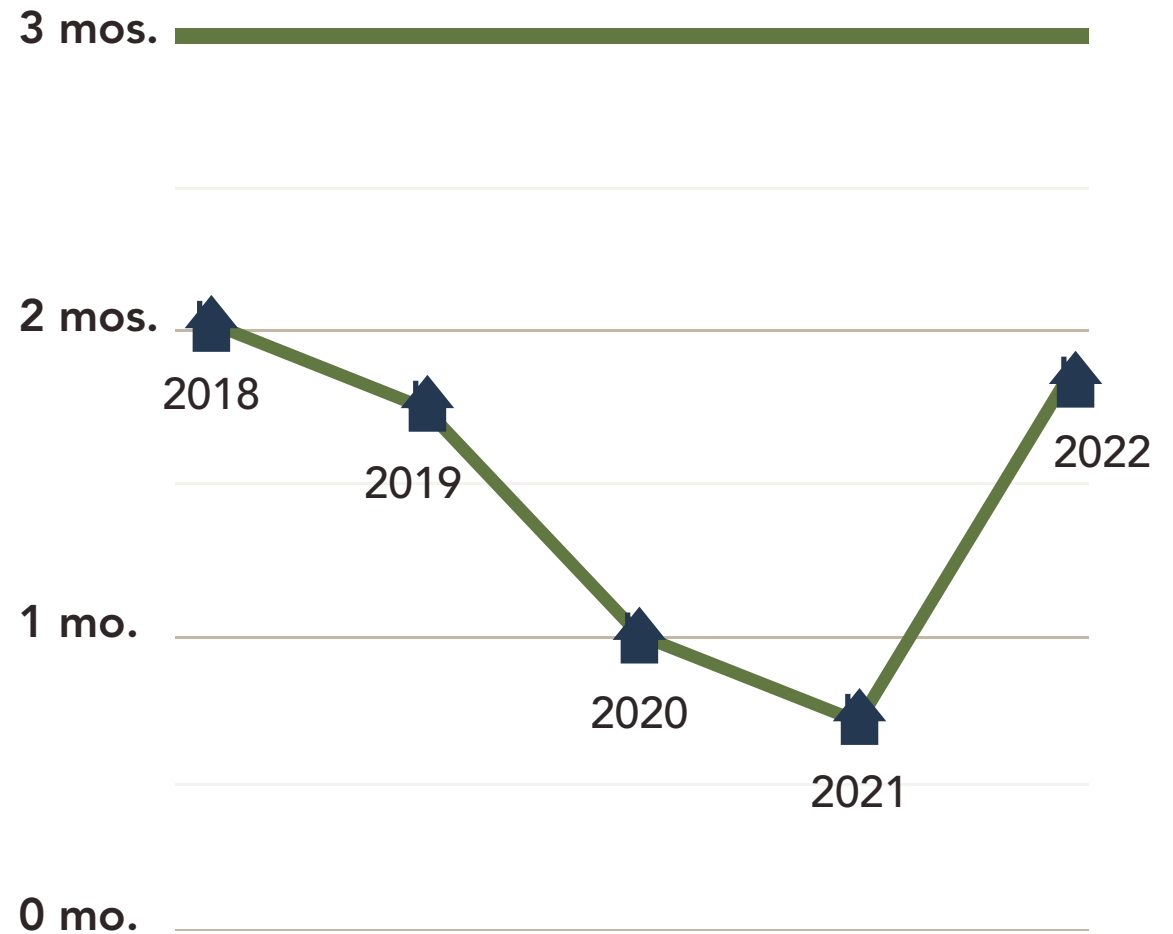
There were

**14,683**

active listings  
in the database  
in August 2022

## Months of Inventory

A balanced market is considered to be  
4 to 6 months by most industry experts



# NWMLS AUGUST 2022 NEW LISTINGS



There were

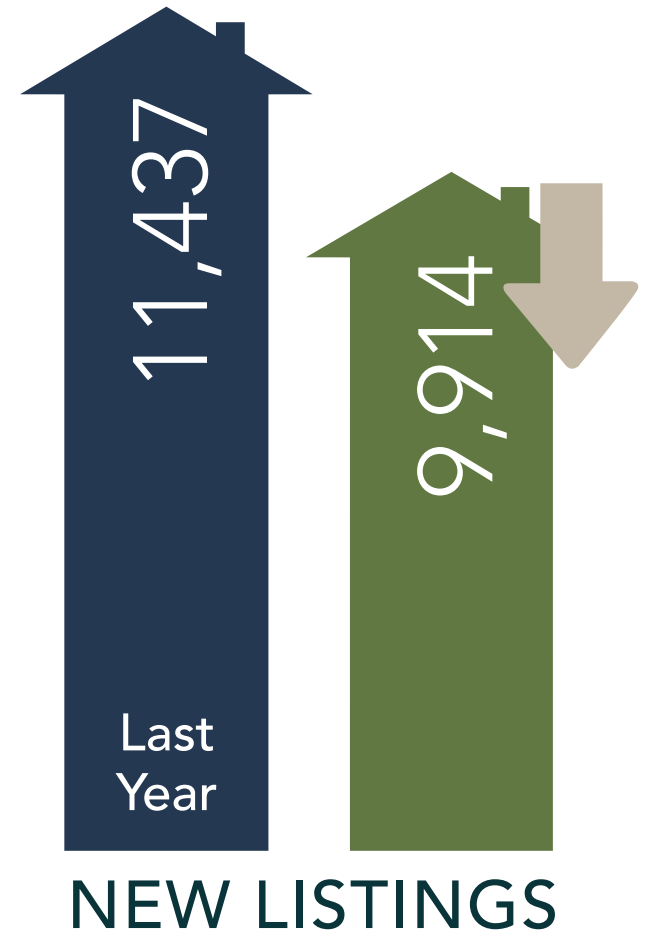
**9,914**

new listings added to the  
database in August 2022

Decrease of

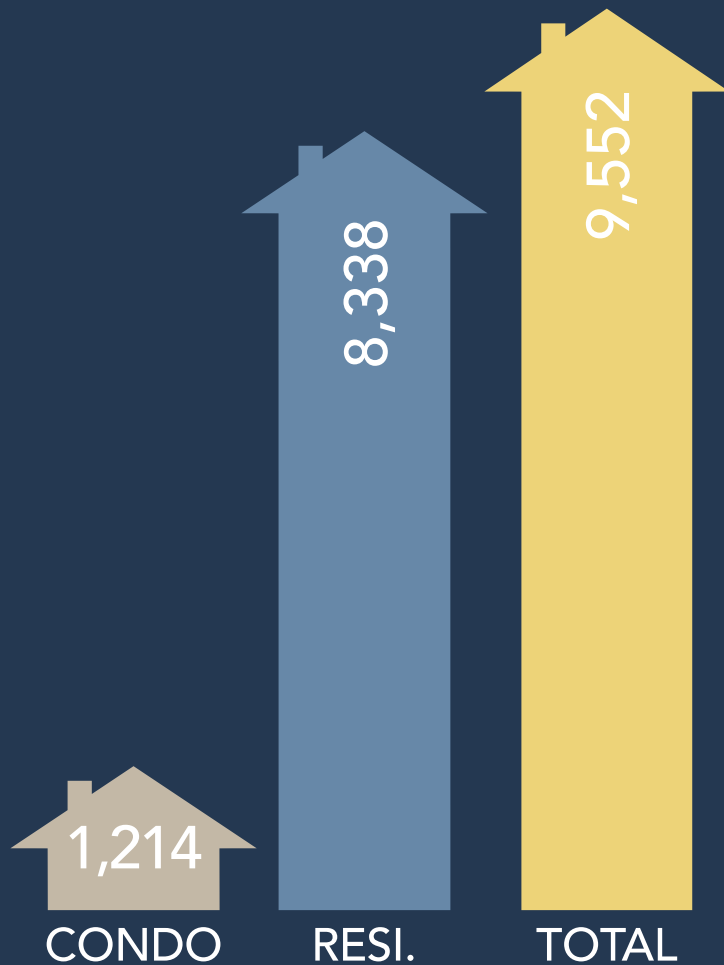
**-13.3%** ↓

listings from August 2021





# NWMLS AUGUST 2022 PENDING SALES



There were

**9,552**

total residential units & condo units  
under contract in August 2022

# NWMLS AUGUST 2022 MEMBERSHIP



There were

**34,608**

total NWMLS  
members & subscribers  
in August 2022

Increase of

**3.0%** ↑

from August 2021



There were

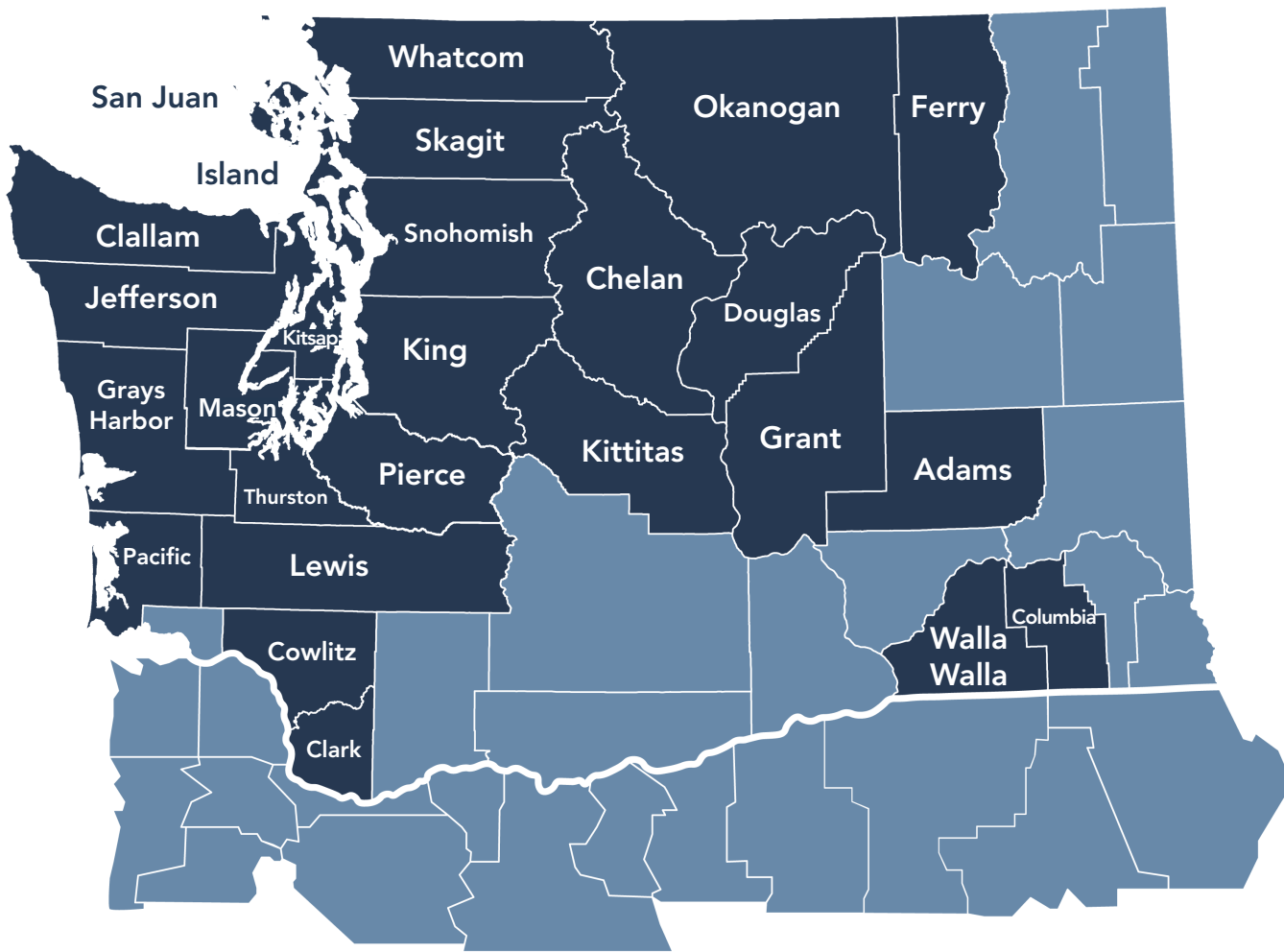
**2,640**

total member offices  
in August 2022

Increase of

**1.7%** ↑

from August 2021



This infographic includes information from 26 counties in NWMLS's service area.

Statistical information includes all single family homes and condominiums listed by NWMLS member firms in 26 counties in Washington State. Additional data and statistics are available to NWMLS members and subscribers on [www.nwmls.com](http://www.nwmls.com).

Copyright © 2022 - Northwest Multiple Listing Service.  
Unaltered infographics can be shared and redistributed.  
ALL RIGHTS RESERVED.

