

NWMLS Market Snapshot

AUGUST 2021



NWMLS AUGUST 2021 CLOSED SALES



The median closed price
for residential homes &
condos increased

18.2% ↑

from August 2020

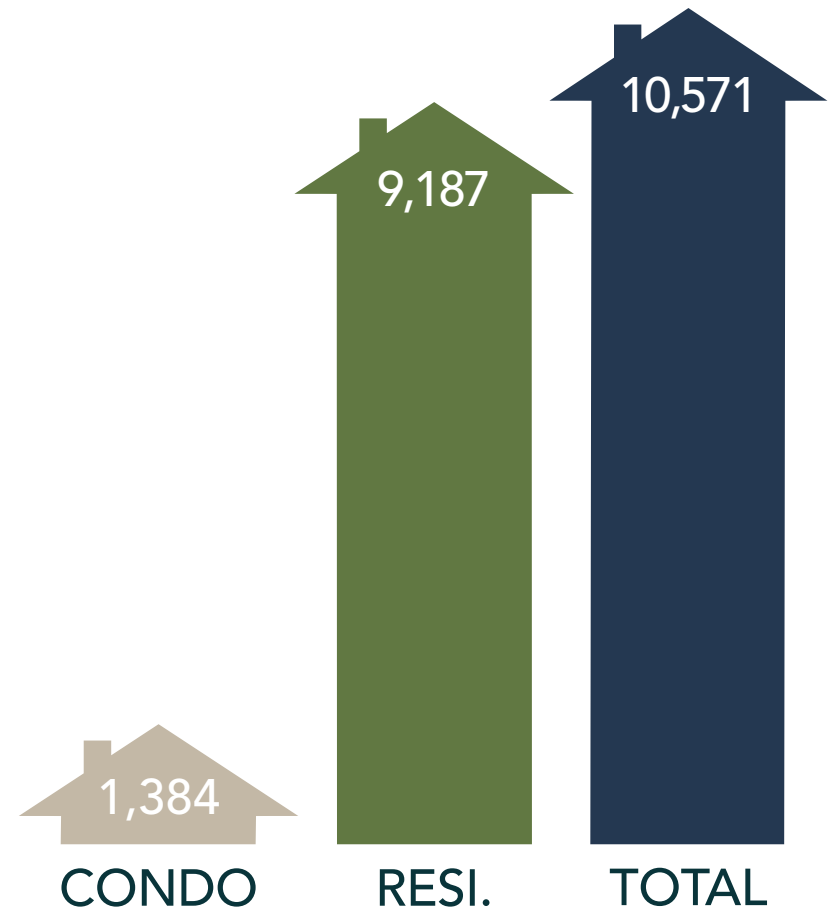
NWMLS AUGUST 2021 CLOSED SALES



NWMLS brokers sold

10,571

residential homes
& condos in total
in August 2021



NWMLS AUGUST 2021 CLOSED SALES



The total dollar value of closed sales for residential homes in August 2021 was **\$6.84 Billion** and was **\$721 Million** for condominiums

An illustration of four houses: a two-story house with a green roof, a white house with a blue circle on its roof, and two red brick houses. A white price tag with a yellow ribbon is overlaid on the houses.

\$7.57 Billion
in Closed Sales
(Residential & Condo)


NWMLS AUGUST 2021 NEW CONSTRUCTION



NWMLS brokers sold

968

new construction
residential homes & condos
in August 2021



\$694,900


Median Sales Price
in August 2021

Increase of

17.3% ↑

compared to sales prices
in August 2020

NWMLS AUGUST 2021 AVAILABLE INVENTORY



At the current rate of sales,
it would take

0.70 months

to sell every home that is active
in the NWMLS inventory

Months of Inventory

A balanced market is considered to
be 4 to 6 months by most
industry experts

Decrease of

27.9% ↓

from August 2020

NWMLS AUGUST 2021 AVAILABLE INVENTORY



There were

7,425

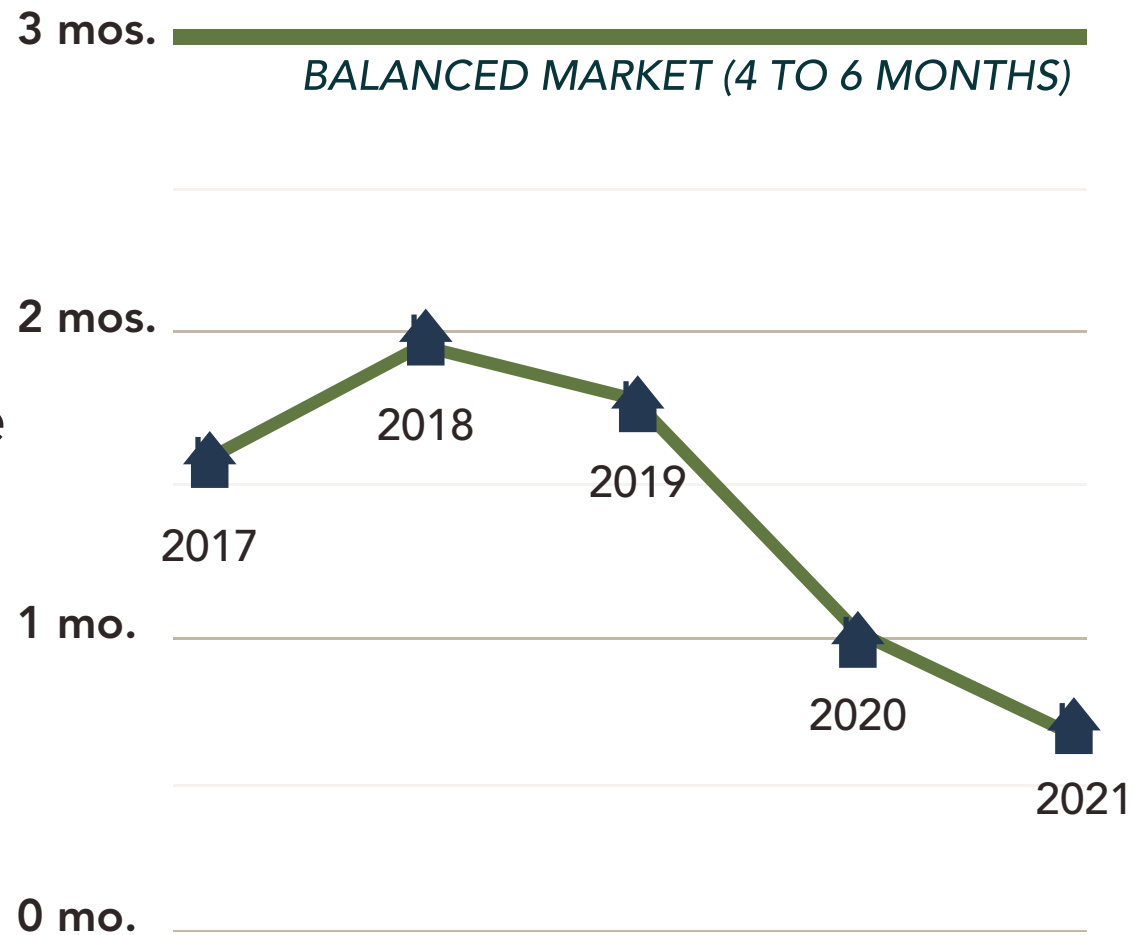
active listings in the database
in August 2021

Decrease of

22.6% ↓

from August 2020

Months of Inventory



NWMLS AUGUST 2021 NEW LISTINGS



There were


11,437

new listings added
to the database in August 2021

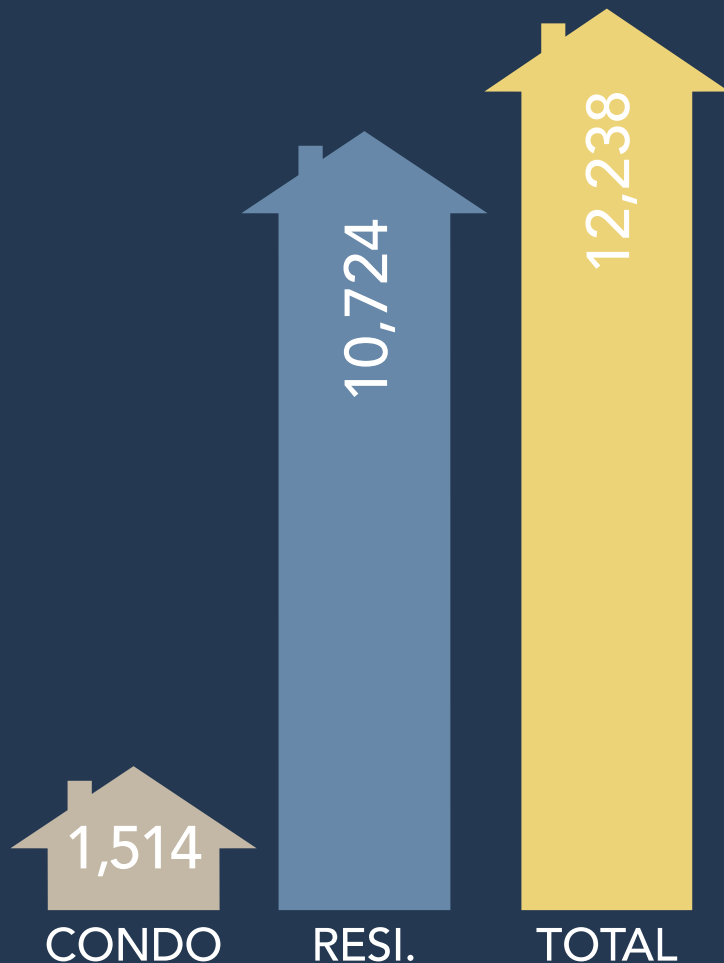
Decrease of

4.2% ↓

listings from August 2020



NWMLS AUGUST 2021 PENDING SALES



There were

12,238

total residential units & condo units
under contract in August 2021

NWMLS AUGUST 2021 MEMBERSHIP



There were

36,190

total NWMLS
members & subscribers
in August 2021

Increase of

10.6% ↑

from August 2020



There were

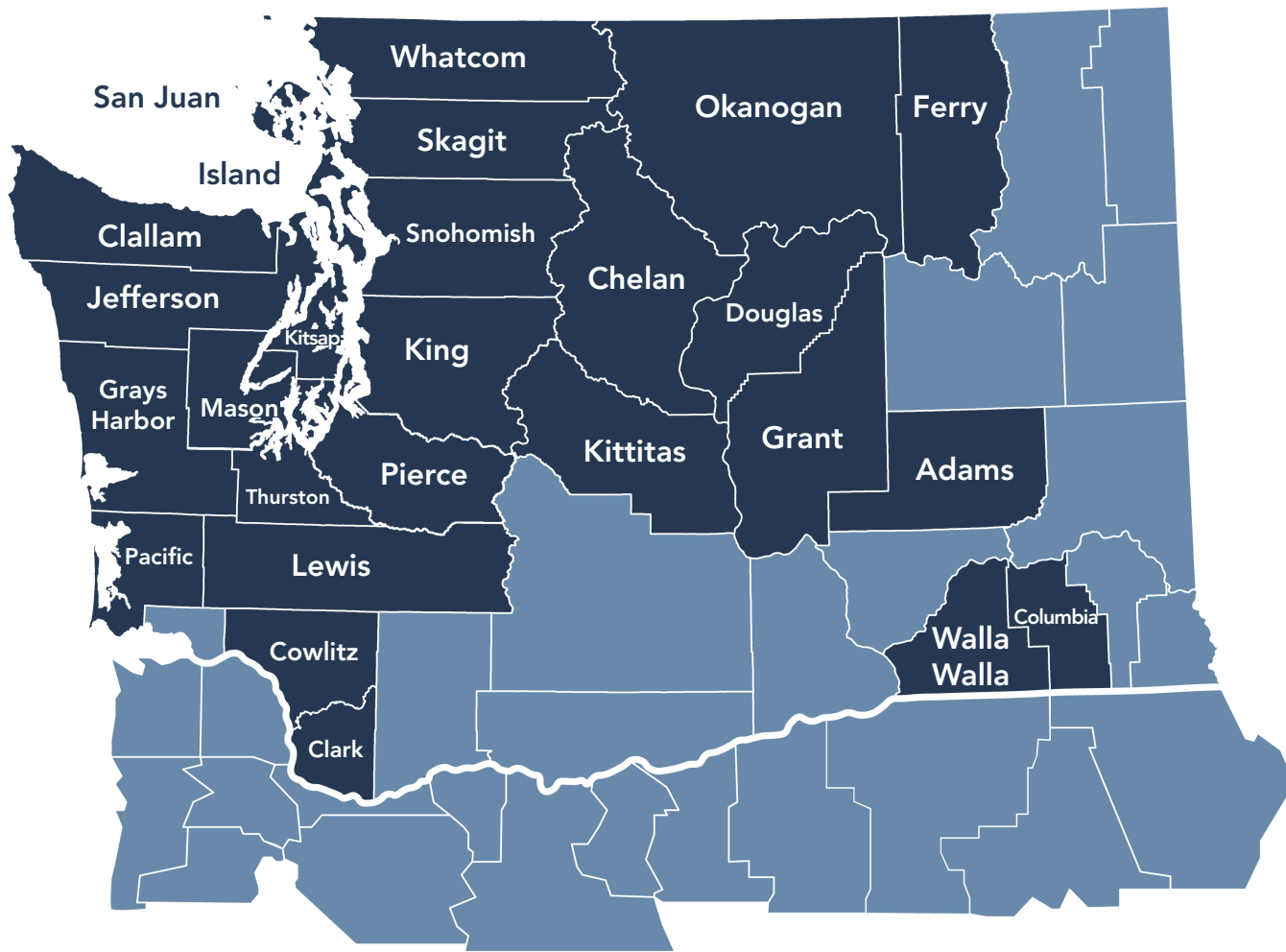
2,596

total member offices
in August 2021

Increase of

5.4% ↑

from August 2020



This infographic includes information from 26 counties in NWMLS's service area.

Statistical information includes all single family homes and condominiums listed by NWMLS member firms in 26 counties in Washington State. Additional data and statistics are available to NWMLS members and subscribers on www.nwmls.com.

Copyright © 2021 - Northwest Multiple Listing Service.
Unaltered infographics can be shared and redistributed.
ALL RIGHTS RESERVED.

